

Welcome to
Banister Primary
School

Meet the Staff

- Miss Vincent – Headteacher
- Mrs Price – Deputy Headteacher and SENCo
- Miss Heller – Assistant Headteacher – EYFS lead
- Miss Barrow – EYFS class teacher

These dates can also be found on our school website in the New to Year R section and in your welcome packs.

Transition

- June Stay and Play with your child – Tuesday 23rd June or Tuesday 30th June **9:30 – 10:30**
- **Tuesday 23rd June** - Children who attend **Hopscotch Portswood, Paint Pots Howards Road, Paint Pots Portswood, Bright Horizons (Portswood & Southampton) and Sunshine Nurseries**
- **Tuesday 30th June** – Children who attend **any other setting**.
- Tuesday 7th July 9:30-10:30 – Stay and Play for children (parents to the main hall for an information session)
- Monday 20th July (13:30) – Play at the common for parents and child – a time to get to know each other as families.
- Wednesday 2nd September – Stay and Play with your new class either am or PM


These dates can also be found on our school website in the New to Year R section and in your welcome packs.

Transition

- 1:1 meetings start from 2nd September and continue until children are attending full time. You can book a 20 minute slot.
- Slow transition on the week of the 8th September – Monday, Tuesday 9:00am-11:00am, Wednesday/Thursday 8:15am-1:15pm, Friday 11th September - full day (8:15am-3:00pm).
- Week of 14th Sept – children will be full time.

What will it be like in Reception?

- Readiness is key! - More school readiness roadmaps are available if you have not yet managed to see one.



Promoting Independence – School Road map



Remember - learning is not a competition; children learn at different rates. For more ideas to help prepare your child for school, talk to your childcare practitioner.

Reception Environment

- Different learning areas within the indoor and outdoor spaces.
- Lots of floor space for the children to spread out.
- Quality resources accessible to the children.
- Language rich environment, with resources labelled with pictures.
- Resources enhanced throughout each week according to what the children have been doing.



Behaviour and Expectations

Banister rules

The rule	I need to
Always be ready to learn.	Follow instructions. Listen to adults. Sit quietly during learning time.
Try our best, even when we find things difficult.	Raise your hand if you need help or find an adult. Keep calm.
Treat others with respect, using kind words and actions.	I will use my calming techniques when upset. I will listen to adults and follow instructions.
Take care of our things, including our school and local community.	I will tidy up after myself and leave an area how I entered it. I will be careful with belongings.





Celebrating Children's Learning



Learning is celebrated everyday. We will celebrate and share children's learning through:

- Stickers
- Displays
- Sharing wow moments with parents on Tapestry.
- Certificates



The school day

- **8:15am** - Doors open and children are welcomed into school
- **8:30am** – Doors close
- **8:30am-11:45am** – Learning activities (healthy snack provided mid morning)
- **11:45am** – Lunchtime (children can choose either a hot dinner or bring a packed lunch)
- **1:00pm-3:00pm** – Learning activities
- **3:00pm** – Home time

Water is provided throughout the day

Lunchtime

- Each day children will have a choice of 3 hot dinners. They will select their lunch as part of their morning routine.

1 meat option (Blue)

1 vegetarian option (Yellow)

1 mixed option (Purple)

Children can also bring their own packed lunch.

WE HAVE PICTURES OF ALL THE MEAL OPTIONS FOR THAT DAY IN THE CLASSROOM

<https://www.citycateringsouthampton.co.uk/schoolmenus>
marketing@citycateringsouthampton.co.uk

Find your school menu below

Banister Primary - [Online Summer Menu](#) | [Printable Summer 2025 Menu](#) | [Printable Summer 2025 Menu with Allergens](#) | [School Menu Poster Summer 2025](#)

**DOWNLOAD OUR
NEW STARTER GUIDE**
FROM OUR YEAR R WEB PAGE NOW!



**CITY
CATERING**

Food for good

citycateringsouthampton.co.uk

Making a difference to the lives of
children one meal at a time

What will my child need?



- School uniform
- PE Kit
- Lunchbox (if bringing their own lunch)

We provide:

Book bags

Water bottles

Hot dinners/ morning snack

Learning resources



Labelled please

Parent Partnership

We want you to be very involved with your child's Reception Year.

- You are your child's first educator and know them best!
- Please share through Tapestry, anything you have done at home that is important to your child and we will share and celebrate it at school!
- Stay and Play Sessions
- Regularly reading at home with your child (at least 4 times a week) it makes a big difference to their progress.
- Children will bring home phonics sounds and tricky words to practise. These should be practised at least 4 times a week.
- Family projects will be sent home on occasions.

Parent workshops

These dates can also be found on our school website in the New to Year R section and welcome packs.

- Throughout the year, we will be running a range of parent workshops to further explain how you can support your child at home.
- **Monday 8th September – Oxford Owl, Phonics, Tapestry.**

Please take a copy of these dates for your diaries before leaving today.



Tapestry

- Tapestry is our online learning journal.
- You will receive an email in July inviting you to log on.
- **More about Tapestry during an information session during Stay and Play, including what to expect over the summer holiday.**

Early Reading and Writing

- We teach phonics daily
- Each day we introduce a new sound, teaching children how to say the sound, a memorable phrase to remember it and how to write it.
- We gradually build up reading and writing words by putting these sounds together.
- We also teach how to read and write tricky words (words that can't be sounded out).

THESE WILL BE ON TAPESTRY AFTER THE SOUND HAS BEEN TAUGHT FOR YOU TO VIEW

More information will be available in our phonics workshop in September.


Phonics

How you can support at home

- Phonics home learning will be updated weekly with the sounds that we have learnt in school that week. You can use them at home to support your child with recognising, saying and writing the sound.
- We will host a phonics, reading and writing workshop in September. We will go into more detail about how we teach phonics and how you can support at home.
- Keep checking Tapestry – Support videos will be available for you.

How you can support at home

- Your child will be given a reading book every week that matches their phonic ability.
- Reading this book with your child is the most beneficial task you can do to support your child's learning.
- Reread the book to build confidence and fluency.
- Please record every time you read with your child in their reading diary – aim for 4 times a week.
- Letter formation – these will be sent home to practise after each letter is practised.
Your child's name will be sent home to practice.



Things to Remember

Make sure that **ALL** your child's clothes and personal belongings are clearly named and labelled.

Water bottles and book bags will be provided by the school.

This information can be found in the Welcome pack on the school Website.

WHAT MY CHILD NEEDS

- SCHOOL UNIFORM
- A NAMED PE BAG
- A NAMED COAT
- A CLEARLY NAMED BOOKBAG
- SCHOOL WATER BOTTLE

WE WILL PROVIDE THEIR FIRST BOOKBAG AND WATER BOTTLE

OTHER ITEMS TO CONSIDER

- SPARE UNDERWEAR / SOCKS
- WELLIES / WATERPROOFS/ SUNHATS

UNIFORM TIPS

- Please label all jumpers and cardigans with a permanent waterproof pen. When names come off in the wash it makes it hard to return jumpers and cardigan to their owners.
- Little fingers struggle with little buttons on shirts, polo tops and cardigans. Practise doing and undoing buttons at home
- We recommend velcro or slip on shoes to start with, as children can then independently take their shoes on and off.

Belief • Pride • Success



Banister Primary School
<https://www.banisterschool.co.uk>

Banister Primary School - Home

WEB Banister Primary school is a vibrant, diverse and forward thinking school where all individuals share a passion to exceed expectations. We firmly believe that all children ...



[New Year R Parents: September 2024](#)

New Year R Parents: September 2024

Welcome to Banister Primary School, where every child's journey begins with a warm embrace and endless possibilities! We're thrilled to extend our open arms to you and your family as you embark on this exciting educational adventure with us. At Banister, we believe in fostering a nurturing environment where curiosity thrives, creativity blossoms, and every student's unique potential is celebrated. Together, let's build a community dedicated to learning, growth, and endless discovery. Welcome to the Banister family!

In this section, you'll discover everything you need to support you and your family in preparing for Year R. We're here to provide all the resources, guidance, and assistance to ensure a smooth transition into this exciting chapter of your child's educational journey. From helpful tips to valuable information, consider this your go-to hub for preparing for Year R at Banister Primary School. Let's embark on this adventure together!

[Tapestry Permission Link for New Year R parents for September 2024](#)

Learning Links:

- You may find this link to [Essential Letters and Sounds with Oxford Owl](#) useful

In this section

Helpful Videos

Key Information for new parents

What's on

Key Information for new parents

This page is currently awaiting content

[New Parents Letter - May 2024 - Revised 07.06.2024](#)

PDF File



[Welcome-Pack-Banister-Primary-School-Sep-2024.327503311](#)

PDF File



[Tapestry-Initial-parent-letter.326821783](#)

PDF File



[School-Readiness-Parent-Presentation.328110244](#)

PDF File




[Class-Rules-Poster.327495818](#)


PDF File



We're Going on a Bear Hunt
Michael Rosen Helen Oxenbury



- Nursery Rhymes:
- Head, Shoulders, Knees and Toes
 - If You're Happy and You Know It
 - Wind the Bobbin Up
 - 1, 2, 3, 4, 5 Once I Caught a Fish Alive



All About Me-Moving On

My name: Preferred name: Date of birth: Setting:

Things I can do:

What I like and enjoy: (e.g. toys, interests, rhymes, stories, activities)

My family and people who are important to me:

What my family and I celebrate:

My home language:

Things I am working on:

Photo of me

What I find difficult and how to support me: (visuals, short simple instructions, now and next board, etc.)

Gender:

SEND: Yes / No

EYPP: Yes / No

Date started at setting:

How many hours I attend:

Attendance (%):

Any other settings attended:

What I dislike:

My health: (any allergies or medical info)

Other important information: (e.g. dietary requirements, EHC, etc.)

Any professionals or agencies supporting me:
(E.g. SALT/Social Worker/Physio, etc)

Southampton Early Years Advisory Teachers (2024)

Ask your child's current setting

Our transition project this year is to share a picture about something that interests us. This might be a drawing, painting, model or a photo.



Any Questions?

Ask any staff member around this evening
or
ask us when you attend your drop-in sessions.

Thank you!